










Mission Statement

Romawest/Romatec's corporate mission is to provide the best possible solution for our customers' process needs in a timely, cost efficient manner. Quite simply, we stand behind the quality of our products and offer solutions based on our application knowledge.

Ball Valves	Butterfly Valves
 <ul style="list-style-type: none"> • Full Port, Multiport, and V-Port Ball Valves. • Flanged, Threaded, Socket Weld, or Buttweld • Nace, Firesafe Available • Direct Mount ISO mounting pads for ease of Automation • Available in Stainless Steel and Carbon Steel as standard 	 <ul style="list-style-type: none"> • Resilient Seated Butterfly Valves • ANSI 150#, 300#, 600# • High Performance Butterfly Valves • Wide Variety of Applications for Economy Performance & High Performance
 <ul style="list-style-type: none"> • Cryogenic & Corrosion Resistant and Extreme Service Ball Valves & Instrumentation Valves • Exotic Alloy Valves, Stainless & Bronze 	<p style="text-align: center;">Other Valve Products Available</p>
 <ul style="list-style-type: none"> • Stainless Steel 	<ul style="list-style-type: none"> • Gate, Globe, Checks, Strainers etc.

Valve Automation & RCS Service Center

Automated Valve Packages available in pneumatic & electric, spring return and double acting automated valve packages. Electro-Hydraulic Automation, Full testing facilities.

 <ul style="list-style-type: none"> • Full Line of CSA approved Electric and Sping return Electric actuators 	 <ul style="list-style-type: none"> • Electric Actuators: Quarter-Turn 800 IN-LB to 3,186,000 IN-LB • Multi-Turn: 88 IN-LB to 283,000 IN-LB • Linear: 850 LB to 48,700 LB • 20 in. stroke • Voltages: 1P: 120, 240 VAC; 3P: 208, 380, 480, 600 VAC • CSA Approved, Ex-proof models available
 <ul style="list-style-type: none"> • Heavy duty scotch yoke actuators, Pneumatic double Acting and Spring return, Electric CSA approved Quarter Turn Actuators. • Limit Switches, Nema 4,4x,6,7,9 avail. • Solenoids 12 VDC, 24 VDC, 110 VAC, • Positioners 4-20ma, Smart. 	 <ul style="list-style-type: none"> • Bronze, Carbon, Steel, Stainless, Alloy 20 Ball Valves. • Flanged, Screwed End, Socket Weld, Top Entry, 1pc, 2pc, 3pc, with multitude of available options
 <ul style="list-style-type: none"> • Complete Line of Manual Gear Valve Operators • Manual Override, Partial Stroke testing device for ESD valves. 	

INSTRUMENTATION PRODUCTS



- Pressure & Temperature Gauges, Transmitters & Transducers, Pressure Switches and a Full line of Accessories



- Panam Instrumentation, Handvalves & Manifolds, Severe Service Needle Valves

PUMP SKID PACKAGES

Pulsafeeder
Chemical Feed Systems

- Wet & Dry Polymer, Sodium Hypochlorite, Chemical Injection, pH Control



ROMAWEST BRANCHES



ROMAWEST CALGARY

Manchester Building,
339-50th Ave., SE Suite 201/203,
Calgary, Alberta T2G 2B3
Tel: (403) 203-2931
Fax: (403) 264-3166
Toll Free: (877) 766-2937
E-mail: hewsonb@romawest.com

ROMAWEST EDMONTON

7720-69th Street
Edmonton, AB T6B 2J7
Tel: (780) 440-6147
Fax: (780) 440-6148
Toll Free: (877) 766-2937
E-mail: parpinelg@romawest.com