










BALL VALVES

	<p>APOLLO Quality 2-Piece, 3-Piece, Unibody, Flanged, Three-way, Union End, Steam Prep, Specialty, Top Entry and Bar stock Ball valves Brass & Bronze, Carbon Steel, Stainless Steel, Special Alloy Threaded, Flanged, Socket Weld or Butt Weld Ends, Top Entry</p>
	<p>APEK 1 pc, 2pc, 3 pc economy Ball Valves in Stainless & Carbon Steel c/w Latch lock handles, 3000 & 6000 CS Ball Valves</p>
	<p>TRIAC Manual & Automated Ball Valves, 2-Piece, 3-Piece, High performance, Soft Seat, Metal Seat, Split flanged, Full Port, Fire safe Design <u>2 and 3 Piece Direct Mount</u>, Sanitary Direct Mount, Multiport, 3-way, 4-way, 5-way, Tank Bottom, V-Port, Control Balls</p>
	<p>J-FLOW 1, 2, 3 Piece Ball Valves, Bronze, Carbon Steel, Stainless, Exotic Alloys Flanged: Direct mount, Fully Welded Trunnion, Metal to Metal Trunnion, Dual Seated Trunnion</p>
	<p>QSM TRU-FLO Sanitary Ball Valves, Check Valves and Butterfly Valves for the Food, Pharmaceutical, Beverage and Dairy industries</p>


CHECK VALVES

	<p>Apollo In-line, Stainless & Bronze 1/4" - 3" 2Pc Ball Check Valves</p>
---	--


SAFETY RELIEF VALVES

	<p>Apollo <i>Apollo SAFETY RELIEF VALVE DISTRIBUTOR</i> ASME Section 1: Steam Power Boilers ASME Section IV; Low Pressure Steam, Heating Boilers ASME VIII: Air / Gas / Steam / Liquid Bronze, Stainless Steel, Carbon Steel, Cast Iron –flanged, Drip Pans</p>
---	---

BUTTERFLY VALVES

	<p>GWC Resilient Seated Butterfly Valves, ANSI 150#, 300#, 600# High Performance Butterfly Valves Wide Variety of Applications for Economy & High Performance</p>
---	--

KNIFEGATE VALVES

	<p>ELITE Engineered Knife Gate Valves: 2" thru– 42" Diameter. Multiple designs: Split body, Bonneted, High Performance, Lined Seat, Square Port, Sand & Investment Cast, Custom Fabricated Large Diameter</p>
---	--



PUMP CHECK/ISOLATION VALVES



**TrueFlow/
Vartek**

Self-Actuating, Free Ball Check valves for Pump Isolation 3" thru- 36" Diameter.
Operates in any orientation and can be used to isolate two or more pumps that are installed in parallel

ACTUATION & VALVE AUTOMATION CENTER

RCS



Only Factory Authorized RCS Sales & Service Center for Western Canada
Full line of Electric and Spring Return Actuators

- Complete Factory Authorized Service Center and Repair Facility
- Quarter turn and Multi-turn
- 85 to 48,000 in-lbs output torque
- NEMA 4, 7 available

APOLLO



Spring return or double acting, quarter turn, rack and pinion actuator.

- 119 in-lbs to 40,273 in-lbs output torque with an 80 psi air supply
- 5 Year Apollo Warranty

TRIAC



Heavy duty Scotch Yoke actuators
Spring return or double acting, quarter turn, rack and pinion actuator.

DYNATORQUE



- Complete line of Manual Gear Valve Operators
- Manual Override, Partial Stroke Testing device for ESD Valves.

QTRCO



Stainless Steel and Ductile Iron ¼ Turn Pneumatic Actuators

- Rack & Gear™ 100 – 15,000 in-lbs
- Flat Yoke™ 200 – 2,000,000 in-lbs
- operating speeds faster than 100 milliseconds and cycle life in excess of 10 million cycles with minimal or no maintenance
- configured for low or high temp, low supply pressure, partial stroke valve exercising (QTRCO Xrciser™), and many other options.

INSTRUMENTATION



WINTERS

- Pressure & Temperature Gauges, Transmitters & Transducers
- Pressure Switches and a Full line of Accessories

ENGINEERED SERVICES GROUP

➤ Pump Systems Design & Fabrication

- AutoCAD 3-D preparation for approval prior to fabrication
- Hydro-static pressure testing, functional acceptance testing and product verification

➤ Dry & Liquid Polymer Systems



➤ Project Engineering Management

- BOM Preparation & Review
- Procurement, Production, Planning
- IO&M Manuals & Documentation

Rev3. 05/2011

8814 – 51 Ave., NW Edmonton, Alberta T6E 5E8 ph: 877.766.2937 fax: 780.440.6148
339 - 50th Ave., SE, Suite 201, Calgary, Alberta T2G 2B3 ph: 877.766.2937 fax: 403.264.3166

www.romatec.com